


## Te Parapara Garden



Haa ki roto. Breathe in. Haa ki waho. Breathe out.

Pause at the start of the path. This garden is a map of stories. Clues for stories that are special to Waikato Tainui are everywhere in this garden. Look around you. Can you see?

- ☐ **Pohutukawa** - the anchor of the Tainui.
- ☐ **Matariki Pou** - represents the Matariki constellation that appears to mark the Maaori New Year.
- ☐ **Hoturoa** - the Tainui master navigator.
- ☐ **Kumara Puke** - Mounds for planting kumara.
- ☐ **Kowhai Tree** - in the Waikato, the arrival of Kowhai flowers is a sign that it's time to plant kumara.
- ☐ **Tupu-a-nuku Pou** - for foods grown below the earth.



## Tudor Garden



Stand in the middle. Look up.

See the 8 mythical beasts sitting on top of the poles? Choose one and create a player card for them.

Name:

Speed: ☐ ☐ ☐ ☐ ☐

Strength: ☐ ☐ ☐ ☐ ☐

Smarts: ☐ ☐ ☐ ☐ ☐

Friendliness: ☐ ☐ ☐ ☐ ☐

Flight: ☐ ☐ ☐ ☐ ☐

Courage: ☐ ☐ ☐ ☐ ☐

Favourite Foods: ☐ ☐ ☐



## Braithwaite Court



Find the airship.

Look very carefully. There are 8 things that are different in this drawing from the airship in front of you. Can you find all of them?



## Mansfield Garden



In this garden there is a table that has been set up for a party.

- Put your hand over the food menu while you fill in the blanks
- Lift your hand to reveal the completed menu.

- Your favourite lolly
- A body part
- A fruit you've never tried
- An insect
- A disgusting smell
- A vegetable
- Your favourite colour
- Your favourite pudding
- You favourite main meal
- An ice cream flavour

**SILLY FEAST MENU**

- 
- topped sponge cake
- jelly
- & 5.  teacakes
- club sandwiches
- , jam & cream scones
- & 8.  biscuits
- cream cakes
- fizzy drink




## Ancient Egyptian Garden



Enter the garden and turn to look at the wall behind you.

When the ancient Egyptians filled the walls of their structures with hieroglyphics, they wrote names inside cartouches like this.



	A		G		
	B		H		M
	C		I		N
	D		J		O
	E		K		P
	F		L		Q
					R
					S
					T
					U
					V
					W
					X
					Y
					Z

Complete these tasks anywhere in the gardens.



### Notice

Choose a nice spot and close your eyes for a moment. What can you hear, smell and feel?

How many gardens can you find symmetry in?

Can you find something you've never seen before?



### Reflect

Find a seat. If you could choose anyone to sit here with, who would it be? What would you talk about?

If you were a gardener, which garden here do you think would be the hardest to look after? Why?

What season is it? How do the gardens tell you this?



### Imagine

In the corner of the Tudor Garden is a Pudding House. What 3 puddings would you order for your guests?

Imagine you found a talking plant. What question would you ask it?

If you found a secret garden who would you tell? What would it look like?



## Surrealist Garden



This garden has magical trees called Trons.

Watch them carefully - can you see what happens?

The Head Gardener has given you a packet of seeds that they want to test for this garden. They will grow into the most bizarre plant you can imagine.

- Flowers:
- Fruit:
- Leaves:
- Height:
- Needs: ☐ Heat ☐ Cold ☐ Light ☐ Shade

Common Name:

Scientific Name:

Picture:



## Piazza

The Head Gardener is waiting for you in the Piazza.

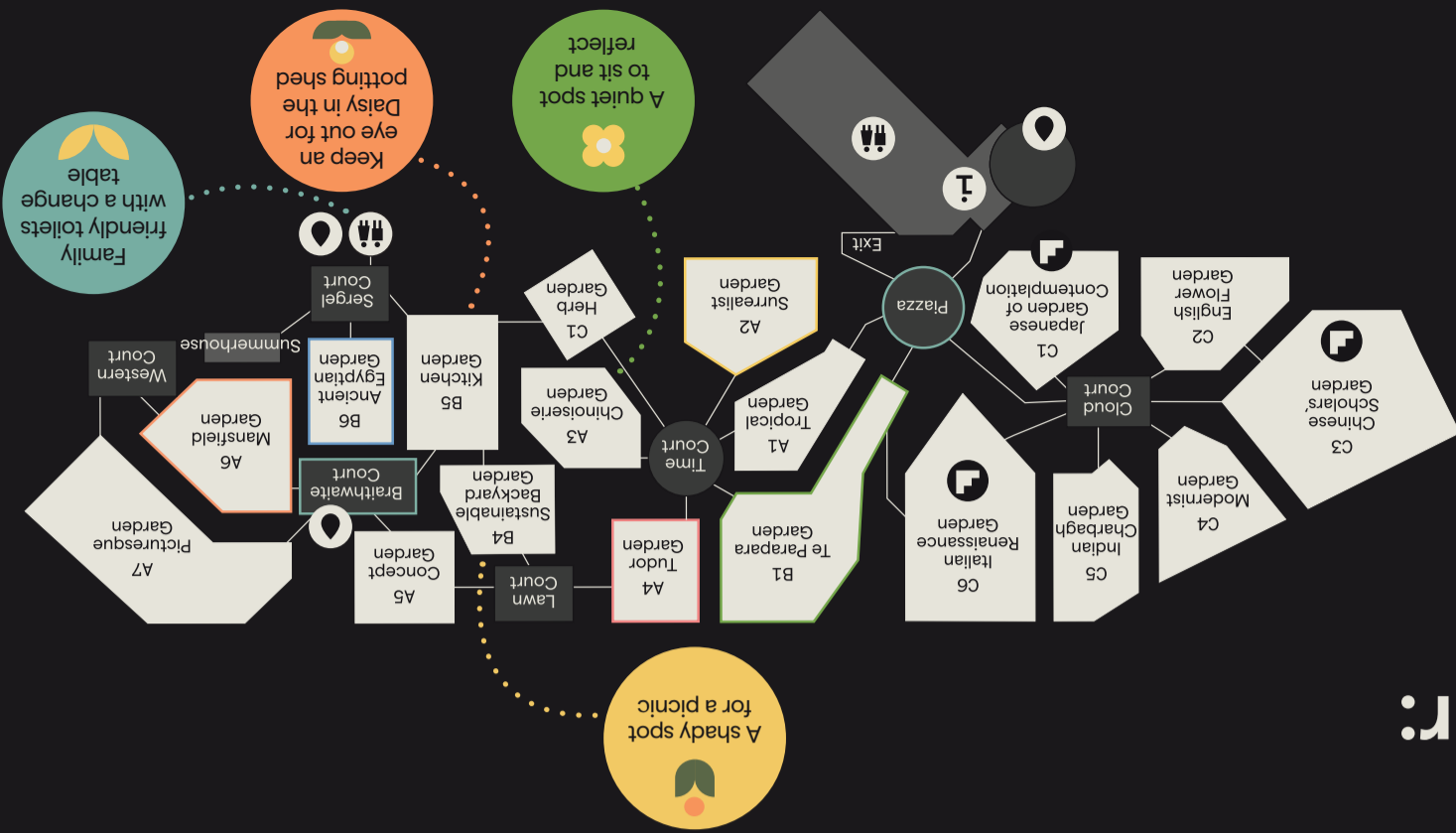
They are ready to review your application to become a Garden Ranger. They are waiting for you at the Fairy Door. Can't find the fairy door? Maybe try checking under one of the benches.

"Would you tell me, please, which way I ought to go from here?" said Alice. "That depends a good deal on where you want to get to" said the Cat.

Alice's Adventures in Wonderland

# Suggested order:

1. Te Parapara Garden
2. Tudor Garden
3. Braithwaite Court
4. Mansfield Garden
5. Ancient Egyptian Garden
6. Surrealist Garden
7. Piazza
8. Info Centre



## For the Grown Ups

You are in charge here. Don't feel the pressure to have your small humans complete every task. Choose to complete over multiple visits or just one. We want every child taking part to receive their Garden Bud badge. You're in charge of when. Our hope is that these tasks help you to see these Gardens with new eyes and new thoughts.

Treat the tasks as a message from the Head Gardener with your small humans before you begin.

- Just remember:**
- You will need a pencil.
  - You choose the number of tasks.
  - Make sure to end your visit at the fairy Door in the Piazza.
  - Scan the QR code near the door for final instructions.
  - Collect a free Garden Bud Badge for each child at the Information Desk.
  - Be mindful of other visitors.
  - Model behaviours of not picking plants or flowers for others.

## Hello and welcome.

I'm the Head Gardener here at Hamilton Gardens and I've been told you have all the makings of an excellent Garden Ranger.

Gardeners must be Growers, Researchers, Dreamers, Thinkers, Observers, and Solvers.

This official application form contains a set of tasks. Each task will test you on a different gardener skill.

I'm pretty busy with lots of jobs today but check the potting shed window in the Kitchen Garden, I'm usually nearby.

When you think you've finished, head for the Fairy Door in the Piazza. I'll leave a message for you there.

Good Luck. I can't wait to award you your official Garden Ranger Badge.



## Membership Application



Gardener Name:

Create your gardener name by choosing a botanical name then add your surname.

Age:

Favourite Garden:

Gardener Values Earned:



Grower



Thinker



Researcher



Observer



Dreamer



Solver

Free



## Apply to be a Garden Ranger

(6-10 years)

Hamilton Gardens

FRIENDS OF HAMILTON GARDENS